



BENTLEY

HOME

HARMONIOUS
BY DESIGN



BENTLEY

HOME

For those of us, often labelled dreamers, or commonplace nomads, seeking out the next opportune moment of intrigue, finds the unexpected... to be the extraordinary journey awaiting us. Whether it's the scenic openness or a city's irrefusable invitation, you'll notice our appetite for the unknown is rarely satisfied by new sensations.

HARMONIOUS BY DESIGN





Lecce graced me with such an encounter, a departure from all we presume to be true.

Curiosity resides in courage, a daringness to explore a place, a people and a culture that astonishes my desire for a novel newness.



Puglia is a purity of sorts; I've felt this before but not so rich in potency. A place that whispers for some, things poets dream of but can't transcribe, others might claim to feel grasped, physically, either way, you're forever changed by this place - its calling of care, compassion, and ergonomic excellence.



Heritage is as visible a beauty as the weathering marks on limestone sculptures.

The brilliance of Baroque architecture, catering to the senses, responding to nature's elements. Undeniably a vessel of excellence.

Proudly paved with a fullness of life, the history evident in every far-reaching corner, in every undiscovered utopia, providing your curiosity is led by unfamiliarity which resonates like a homecoming.

The legacy, the memories.

It asks you to find a moment to pause, recline and surrender to what holds you... furnishings of a feeling that once evaded us, you'll notice its essence in areas of its absence... Nature's spirit is captured here, through uncompromising compositions.

“Find a moment
to pause, recline
and surrender
to what holds you”

“Take a chance
to arrive where
we've never been”

Within this collection, coded by the quality of comfort and Bentley's articulated allure, each piece... is a punctuation of perfection, meeting the ergonomics of our desires. Complementing curvilinear forms, full of compassionate intentions, where design expresses a bespoke telling touch of a journey towards the extraordinary, that could never be rushed.

A signature of a serenading craft, parting ways with a past to marry the moments, which carry us, only if we take a chance, to arrive where we've never been, and for it to feel like a reunion you never left.

Lionheart. Artist, Poet



PUGLIA

THE COLLECTION 08

OUTDOOR 104



SICILIA

THE COLLECTION 128



TECHNICAL

INFO 180



BENTLEY

HOME

A ventured trail into a terrain of opportunity, meets an oasis of awe, so pure.

Nothing exceeds expectation like a surprise of the senses: delighted by the magnificent curation of the unexpected. Each step unveils textures of insight. In addition to the thrilling levels of undulated mounds, you'll surely pause for this scenery of stillness that blissfully stirs.

PUGLIA. THE COLLECTION



LOFTUS_{sofa}



Federico Peri has designed a modular sofa for Bentley Home, bringing his sophisticated approach with sculptural lines and new organic shapes.

The floating cushions exude a sense of lightness, a sensation that is enhanced by integrated side tables within the seat, available in marble or covered in leather, that introduce a play of different layers. These accents boast ribbed textures, beveled edges, and lines inspired by automotive design, crafting a look that is geometric, vibrant, and asymmetric.

The sofa's back structure gently slopes allowing a glimpse of the back cushions, in an embrace of unparalleled comfort and elegance. It is available in an exclusive open pore veneer finishing.





CHILTON_{armchair}



CHILTON_{chair}



The Chilton seating line has been designed by Carlo Colombo in collaboration with the Bentley Motors Design Team and the Bentley Home Style Office. Sinuous and enveloping curves reveal a sequence of contours and radii that extend from the seat to the ground. The outer shell features bands of veneer inserted into the leather shell, emphasizing a sense of dynamism, a strong nod to the automotive world.

LANGPORT_{bed}






The Langport bed is one of the most iconic interpretations for Bentley Home.

The external panels can be veneered, emphasized by the Special Customization, contemporary with the black lacquer, and crafted in leather or fabric. The internal headboard can be made of fabric, leather or sustainable leather. The panels feature a Striped Diamond pattern with metal inlays. Sophisticated reading lights are inserted into the headboard, seamlessly integrated to provide a soft, ambient glow that enhances its charm, inviting relaxation.



WILTON_{desk}




BOLLINGTON office armchair



The Wilton desk embodies Bentley Home's first foray into the world of home office furniture. The design, a result of collaboration with Francesco Forcellini, stands as a symbol of dynamism and clean lines, merged with craftsmanship in its curved details. Its dual-shell profile opens up to reveal drawers beneath the top, seamlessly transitioning into a slender line towards the base, accentuating a sense of lightness. The dégradé finishing complements the movement in a fluid direction.

The Bollington office armchair captures the quintessential characteristics of Bentley with its sleek design and powerful aesthetic presence. Its backrest features a minimalist design that achieves a precise balance of volume with the Wilton desk, realized through a singular surface curved in three dimensions. The seat expands into two lateral sections that define the armrests, offering an organic and flowing echo of the desk's form.







BENTLEY

HOME

Whether day or night, this marvellous atmosphere effortlessly exudes romance. Undeniably one of Lecce's best offerings for subtle seduction, particularly when you notice the community responding in kind to their architectural surroundings.

Delightfully decadent in culture and history: a marvel.

PUGLIA. THE COLLECTION



BAYTON_{sofa}



Versatile and highly striking, its design exudes great comfort, and the wooden frame – elegant and light – is slightly flared outward. A reference to automotive design is revealed in the curved, streamlined and tightly fitted padding, which is the manufacturer's distinctive trademark. Slim design and essential shapes offer an exclusive glimpse into the Bentley Home collections.



BAYTON armchairs



RYDE ottoman



CAMDEN_{table}





BRIXTON_{bed}





The Brixton bed sums up the creative flair of the Bentley Home collection. Curved and dynamic lines define this highly comfortable bed, fusing minimalism and elegance. The outer frame of the double headboard is available with a natural wood or lacquer finish, and contrasts with the slim upholstery to simulate the concept of movement. A light effect (optional) adds a heightened sense of lightness to the diverse textures of the bed.










BENTLEY

HOME


Remarkably regal, this emerald of the city couldn't be framed better by its surroundings, encompassed by columns of an aged dream. Moments telling you of the undeniable spirit of its legacy, elegance and purity.


There's a holiness present here, you can feel it in the atmosphere and decor.

PUGLIA. THE COLLECTION



CAMDEN_{table}





DALSTON console



The geometric console is shaped like a mathematical constant “pi” in a striking solid-void combination. The all-new application of the marble effect technique enables the creation of bespoke results. Its shape, inspired by the tall and rounded design of the front of vintage cars, enhances a sense of power and movement. The sturdy, dark-coloured base gradually fades into a light-coloured and visually slender upper section. The console top features extremely delicate and sinuous lines and edges.



THAMES coffee tables



The Thames coffee tables, available as two or three piece sets, sum up Bentley Home's new vision, based on painstaking attention to sustainable materials and manual skills.

Their atoll-like design features a contrasting core "set" inside dynamically curved crevice-like patterns. The legs are well-defined, while elegant veining patterns similar to those found in luxury cars, decorate the tabletop.





The Paper Factor® version is made from a “Raw Paper” microcellulose compound and natural pigments, and processed to obtain unusual surface tabletop results.

Pigmented veining flows along the sides of the impasto. This flow is guided by the action of gradual pressure during the sanding process, conferring the charm of minimal movement to large neutral backgrounds.







BENTLEY

HOME

Centred around the history of heritage, stones of storytelling whisper the lives lived before.


Imbued with the sediments of culture, you can feel how culture permeates, hues of grandeur can't be overlooked from the rapture of stairways, and the heirloom of precious water below, bestows a landmark of revelry, for a people past and present.

Architectural nods of liminal excellence, frame the experience of admiration and flow of fortune.

PUGLIA. THE COLLECTION



HAVERGATE_{sideboard}






RAMSEY table lamp



RAMSEY floor lamp



HAVERGATE cabinet



The Havergate cabinet combines different materials to mix harmony and lightness, volumes and voids. The cabinet can also stand in the centre of the room and embodies the quintessence of customisation, with each material contributing to its unique appeal. The outer structure is covered in the collection's wood veneers or in leather, featuring glass shelves and Dégradé Gun-Metal Grey or Champagne decorations on the doors.







BENTLEY

HOME

Curiosity holds hands with the history of these alleys:
interludes of your old favourite songs.

The past is cast in a preservation of cultural intrigue,
as passersby tell new stories for these streets to sing.
Angular adventures leading you through to the next
perspective of surprise. Every turn serenading sight in all
directions.

PUGLIA. THE COLLECTION



GALLOWAY sofa




Power and fluidity combine in a curving motion, from the legs up to the armrests. The Galloway seats offer customization options, allowing for a choice between high or low armrests and backrests. The frame is made up of three layers: the outer shell in curved wood; the metal profile features a gun-metal grey finishing, and the cover is in leather.

The sofa's silhouette plays with folds and tapering thicknesses, with a light, yet bold structure taking shape from the voluminous base. The backrest provides both exceptional comfort and striking aesthetics. The outer shell of the armrests is rounded like a bow and defined by two curvatures.





GALLOWAY chaise longue



HELSTON_{coffee tables}



GALLOWAY bench







BENTLEY

HOME

The influence of the surrounding sea effortlessly serenades a sense of peacefulness. Light stays on surfaces longer than usual, retaining a lightness and an openness, proposing a view you can't refuse.

Rich with religious tones, alongside an appetite for respite and reflection... you'll find yourself suspended in timelessness, and muse-filled moments.

PUGLIA. OUTDOOR



SOLSTICE_{sofa}



Solstice represents the destination of the extraordinary journey that Bentley Home started out in Sicily, winding its way through the beauty of the natural landscape, history and cultural legacy. The identity of the collection was forged in the interplay between the excellence of Italian craftsmanship and the vision of the British brand, and was inspired by the sensual, streamlined profiles of the Ramsey indoor line. The iconic Bentley Matrix grille was reinterpreted through a detailed handcrafted process.

The super-mirror finish lights up with fascinating vibrations in the sunlight to emphasise the sophisticated details and refined, manually accomplished changes in cross-section.

The stainless-steel outer frame upholstered by hand, in leather by craftspeople from the Luxury Living Group gives the items in the collection a contemporary note, which blends into the landscape with a natural elegance. Lightweight, dynamic grille elements are combined with full volumes upholstered in leather and natural fabrics selected in a range of neutral colours, from earthy shades to tones of aquamarine.



SOLSTICE loveseat



SOLSTICE_{armchairs}



SOLSTICE_{sunbed}








SOLSTICE_{ottomans}



SOLSTICE_{coffee tables}









BENTLEY

HOME



SICILIA. THE COLLECTION



NEWENT_{armchair}



The comfort and harmony of the shapes, along with the expressive design codes of the collection, take center stage in the Newent armchair. The external shell, available in the most prestigious and iconic wooden versions, wraps around the curved profile of the armchair, revealing changes in angle that enhance its elegance and tapered shape.



RAMSEY loveseat





The Ramsey loveseat defies gravity, with its seat suspended off the floor.

Its shell, sensually tapered, flows into the armrests that reach upwards like outstretched wings. The lines are delicate, split only by an intriguing transparency between the seat and backrest. A gun-metal grey insert frames the profile, reaching down below the seat, emphasising the apparent lack of gravity.



STYAL_{desk}





Bentley Home elevates the very concept of the 'office space,' shaping an iconic and timeless product that's as elegant and pure in its design as it is luxurious and refined in every single detail. A succession of sensual curves extends across the three meters of its frame, with the sideboard elegantly positioned to maintain balanced proportions. Styal is divided into four elements, each section subdivided by a metal profile that can be covered in leather or veneer, making it customizable in all aspects.








ALDFORD_{table}





RIDLEY chair



RAMSEY_{bed}



The Ramsey bed stands as an exceptional manifestation where innovation, luxury, and design harmoniously converge, crafting an ode to the iconic flying wings reminiscent of the maison's heritage. Bold lines draw inspiration from nature and the most futuristic architectures, creating an interplay of experimentation and juxtapositions.



HAVERGATE_{night collection}







RAMSEY sofa



The Ramsey sofa defies gravity with its seat suspended off the floor, marking an original new addition to the collection. Its sensually tapered shell flows into the armrests, resembling outstretched wings reaching upwards. Delicate lines define its structure, interrupted only by an intriguing transparency between the seat and backrest. Below the seat, a gun-metal grey insert frames the profile, emphasizing the illusion of gravity defiance.



RAMSEY armchairs





NEWENT_{bed}





The comfort, harmony of shapes, and the expressive design codes of the collection take center stage. The Newent bed stands out thanks to its curved profile in the lower part of the headboard, featuring changes in angle that enhance its elegance and tapered shape.



EASTWOODbookshelf



NEWENT sofa







BENTLEY

HOME



TECHNICAL INFO



Images and colours of the products printed in this catalogue are purely for information.

The products shown in the pictures do not have only one standard cover.

Depending on the model, products can be covered both in fabric and/or leather as from the official BENTLEY HOME collection set of samples and price-list in force during the printing of the catalogue.

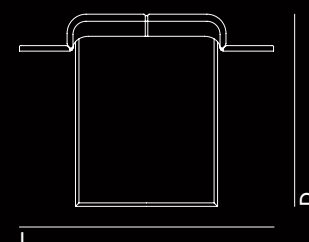
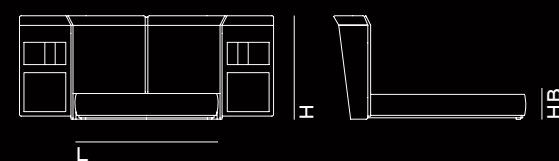
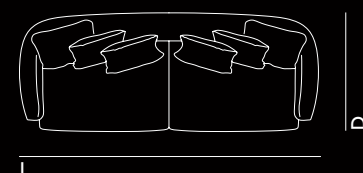
Drawings show the standard version of the product.

All the dimensions included in technical descriptions are in cm, approximate and subject to possible changes (tolerance of +/- 2%).

Due to natural variations of the colorant dyes during the bathing and drying process of the leathers, some slight differences in shade may occur on the final product.

Any eventual difference in colour that can be noticed between different panels that are joined together to create the same product, must be considered acceptable.

As a result of technical/production updates, the company reserves the right to change the product information shown on this catalogue anytime and without advance notice.



H: Overall height
HA: Armrest height
HS: Seat height
L: Overall lenght
D: Overall depth
THK: Thickness
HB: Base height



INDEX

184 BAYTON sofa

184 GALLOWAY sofa

184 LOFTUS sectional sofa

185 NEWENT sofa

185 RAMSEY sofa

186 RAMSEY loveseat

186 GALLOWAY chaise longue

186 BAYTON armchair

186 CHILTON armchair

186 NEWENT armchair

186 RAMSEY armchair

186 GALLOWAY bench

186 RYDE ottoman

187 CHILTON chair

187 RAMSEY chair

187 RIDLEY chair

187 WILTON desk

187 STYAL desk

187 BOLLINGTON office armchair

187 KINGSTON office armchair

188 ALDFORD table

188 CAMDEN table

189 HELSTON coffee table

189 THAMES coffee table

190 EASTWOOD bookshelf

190 HAVERGATE tall cabinet

190 HAVERGATE sideboard

190 HAVERGATE settimino

190 HAVERGATE chest of drawers

191 HAVERGATE bedside table

191 DALSTON console

191 STIRLING mirror

191 RAMSEY lighting

192 BRIXTON bed

193 LANGPORT bed

195 NEWENT bed

196 RAMSEY bed

198 SOLSTICE outdoor collection

199 LANTERN vase

199 ETON vase

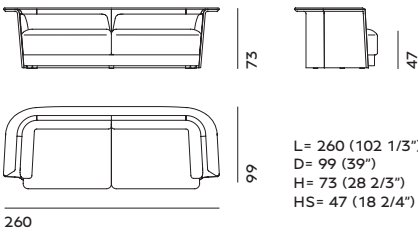
199 MARBLE BASKET vase

199 MARBLE WAVES vase

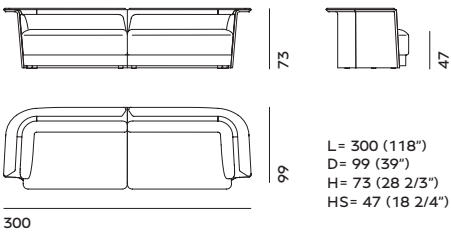
BAYTON sofa

DESIGN BY: CARLO COLOMBO

3 SEATER SOFA: HOR (D3)
DEGRADÉ LACQUER: HOR (D3/SCZ)



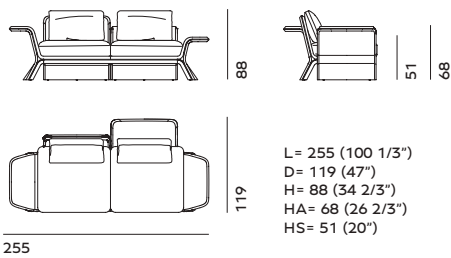
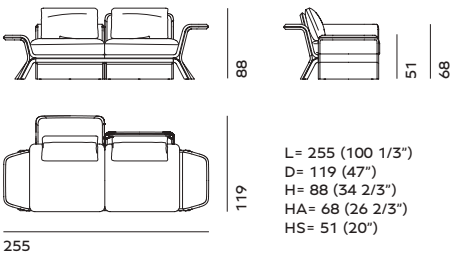
4 SEATER SOFA IN 2 ELEMENTS: HOR (D4)
DEGRADÉ LACQUER: HOR (D4/SCZ)



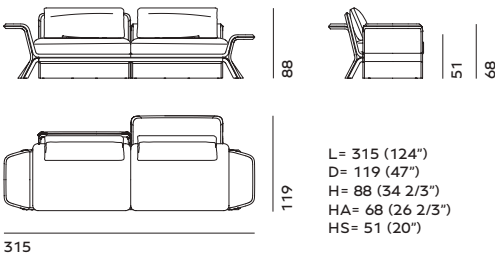
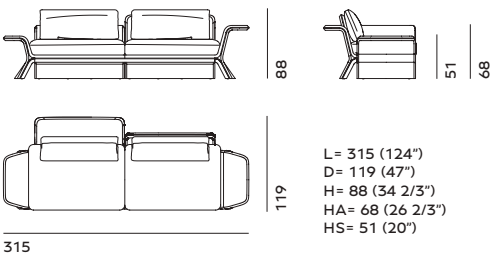
GALLOWAY sofa

DESIGN BY: BENTLEY HOME TEAM

3 SOFA WITH HIGH/LOW ARMREST AND HIGH/LOW BACK: GWY (AAD3) - GWY (BAD3) - GWY (BBD3) - GWY (ABD3)
DEGRADÉ - METAL LACQUER: GWY (AAD3/SCZ) - GWY (BAD3/SCZ) - GWY (BBD3/SCZ) - GWY (ABD3/SCZ)



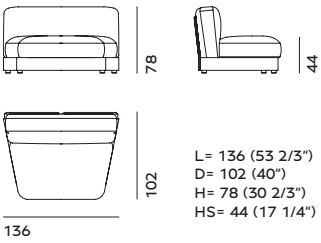
4 SOFA WITH HIGH/LOW ARMREST AND HIGH/LOW BACK: GWY (AAD4) - GWY (BAD4) - GWY (BBD4) - GWY (ABD4)
DEGRADÉ - METAL LACQUER: GWY (AAD4/SCZ) - GWY (BAD4/SCZ) - GWY (BBD4/SCZ) - GWY (ABD4/SCZ)



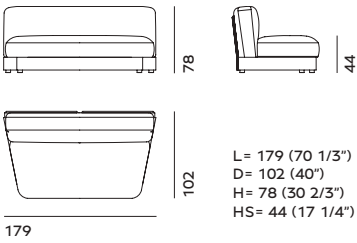
LOFTUS sectional sofa

DESIGN BY: FEDERICO PERI

CENTRAL ELEMENT: 2PE (CNP)
VENEERED: 2PE (CNPE)
DEGRADÉ - METAL LACQUER: 2PE (CNPE/SCZ)



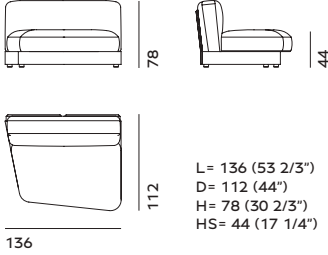
BIG CENTRAL ELEMENT: 2PE (CNG)
VENEERED: 2PE (CNGE)
DEGRADÉ - METAL LACQUER: 2PE (CNGE/SCZ)



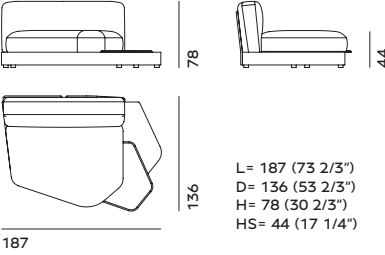
LOFTUS sectional sofa

DESIGN BY: FEDERICO PERI

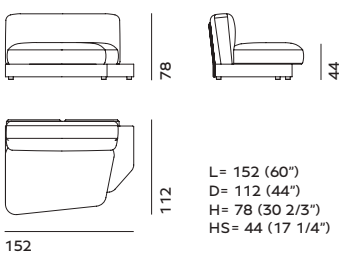
DIAGONAL CENTRAL ELEMENT WITH RIGHT OR LEFT ARMREST: 2PE (DIACD) - 2PE (DIACS)
VENEERED: 2PE (DIACDE) 2PE (DIACSE)
DEGRADÉ - METAL LACQUER: 2PE (DIACDE/SCZ) - 2PE (DIACSE/SCZ)
DRAWING: RIGHT ELEMENT



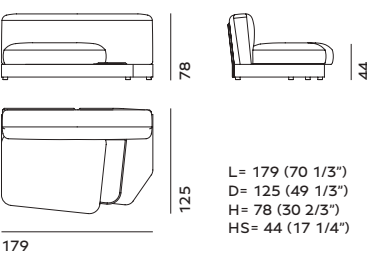
DIAGONAL ELEMENT WITH RIGHT OR LEFT ARMREST: 2PE (DIAD) - 2PE (DIAS)
VENEERED: 2PE (DIADE) - 2PE (DIASE)
DEGRADÉ - METAL LACQUER: 2PE (DIADE/SCZ) - 2PE (DIASE/SCZ)
DRAWING: RIGHT ELEMENT



ELEMENT WITH RIGHT OR LEFT ARMREST: 2PE (DP) - 2PE (SP)
VENEERED: 2PE (DPE) - 2PE (SPE)
DEGRADÉ - METAL LACQUER: 2PE (DPE/SCZ) - 2PE (SPE/SCZ)
DRAWING: RIGHT ELEMENT



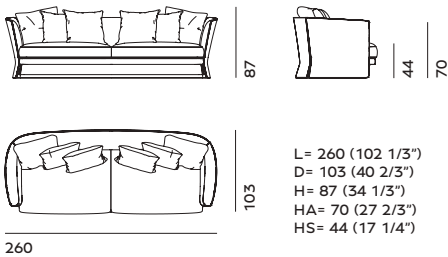
ELEMENT WITH RIGHT OR LEFT ARMREST: 2PE (DG) - 2PE (SG)
VENEERED: 2PE (DGE) - 2PE (SGE)
DEGRADÉ - METAL LACQUER: 2PE (DGE/SCZ) - 2PE (SGE/SCZ)
DRAWING: RIGHT ELEMENT



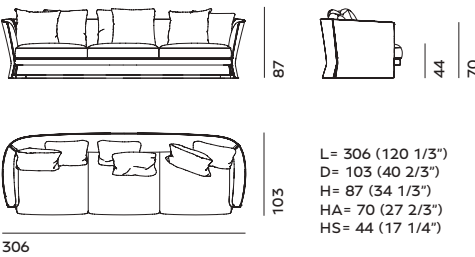
NEWENT sofa

DESIGN BY: CARLO COLOMBO

3 SEATER SOFA: NWE (D3)
VENEERED: NWE (D3E)
DEGRADÉ - METAL LACQUER: NWE (D3E/SCZ)



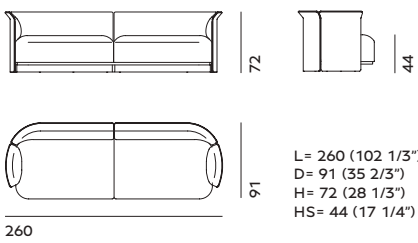
4 SEATER SOFA: NWE (D4)
VENEERED: NWE (D4E)
DEGRADÉ - METAL LACQUER: NWE (D4E/SCZ)



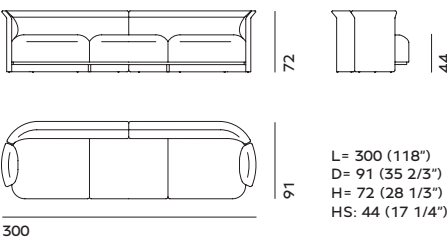
RAMSEY sofa

DESIGN BY: CARLO COLOMBO

3 SEATER SOFA: FET (D3)
VENEERED: FET (D3E)
DEGRADÉ - METAL LACQUER: FET (D3E/SCZ)



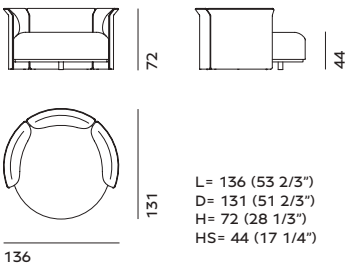
4 SEATER SOFA: FET (D4)
VENEERED: FET (D4E)
DEGRADÉ - METAL LACQUER: FET (D4E/SCZ)



RAMSEY loveseat

DESIGN BY: CARLO COLOMBO

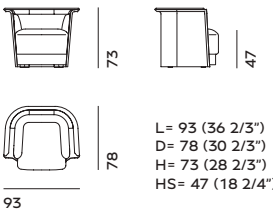
LOVESEAT: FET (LS)
 VENEERED: FET (LSE)
 DEGRADÉ - METAL LACQUER: FET (LSE/SCZ)



BAYTON armchair

DESIGN BY: CARLO COLOMBO

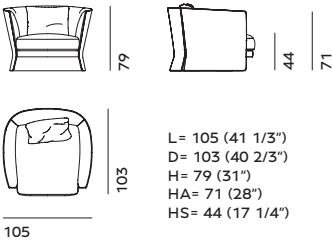
ARMCHAIR: HOR (POL)
 DEGRADÉ LACQUER: HOR (POL/SCZ)



NEWENT armchair

DESIGN BY: CARLO COLOMBO

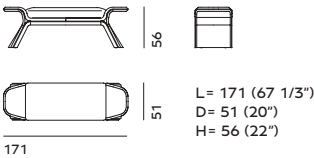
ARMCHAIR: NWE (POL)
 VENEERED: NWE (POLE)
 DEGRADÉ - METAL LAQUER: NWE (POLE/SCZ)



GALLOWAY bench

DESIGN BY: BENTLEY HOME TEAM

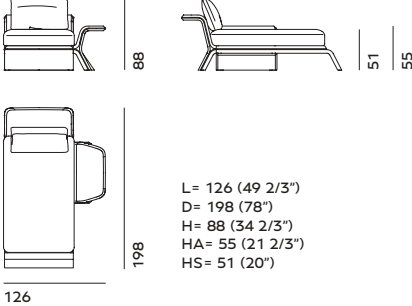
BENCH: GWY (PAN)
 DEGRADÉ - METAL LACQUER: GWY (PAN/SCZ)



GALLOWAY chaise longue

DESIGN BY: BENTLEY HOME TEAM

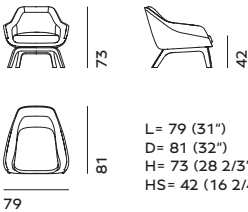
RIGHT OR LEFT CHAISE LONGUE WITH LOW ARMREST: GWY (CLD) - GWY (CLS)
 DEGRADÉ - METAL LACQUER: GWY (CLD/SCZ) - GWY (CLS/SCZ)
 DRAWING: RIGHT ELEMENT



CHILTON armchair

DESIGN BY: CARLO COLOMBO

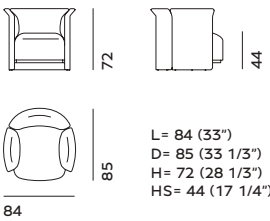
ARMCHAIR
 VENEERED: POB (24E)
 DEGRADÉ - METAL LACQUER: POB (24E/SCZ)



RAMSEY armchair

DESIGN BY: CARLO COLOMBO

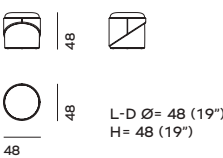
ARMCHAIR: FET (POL)
 VENEERED: FET (POLE)
 DEGRADÉ - METAL LACQUER: FET (POLE/SCZ)



RYDE ottoman

DESIGN BY: BENTLEY HOME TEAM

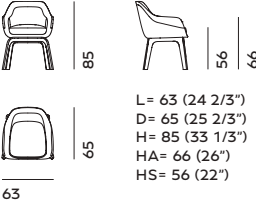
OTTOMAN
 VENEERED: ROU (POUE)
 DEGRADÉ - METAL LACQUER: ROU (POUE/SCZ)



CHILTON chair

DESIGN BY: CARLO COLOMBO

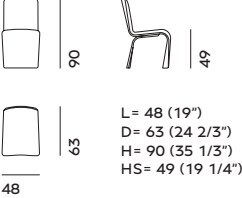
CHAIR
 VENEERED: SDB (17E)
 DEGRADÉ - METAL LACQUER: SDB (17E/SCZ)



RIDLEY chair

DESIGN BY: BENTLEY HOME TEAM

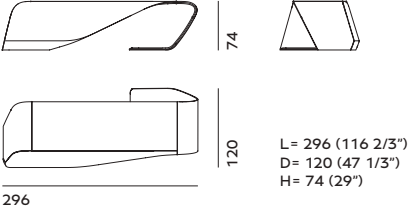
CHAIR: SDB (15P)
 SYCAMORE - LIQUIDAMBAR - BURR WALNUT: SDB (15E)
 DEGRADÉ - METAL LACQUER: SDB (15E/SCZ)



STYAL desk

DESIGN BY: CARLO COLOMBO

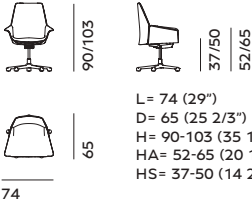
RIGHT OR LEFT DESK
 VENEERED: BTV (33E)
 LEATHER: BTV (33P)
 DEGRADÉ - METAL LACQUER: BTV (33/SCZ)



BOLLINGTON office armchair

DESIGN BY: FRANCESCO FORCELLINI

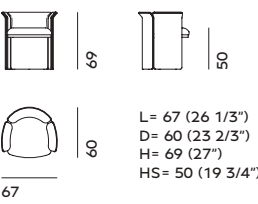
OFFICE ARMCHAIR: POB (23)
 VENEERED: POB (23E)
 DEGRADÉ - METAL LACQUER: POB (23E/SCZ)



RAMSEY chair

DESIGN BY: CARLO COLOMBO

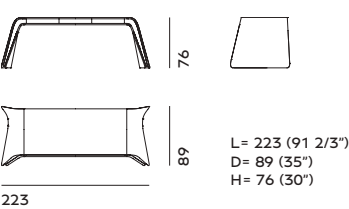
CHAIR: FET (SED)
 VENEERED: FET (SEDE)
 DEGRADÉ - METAL LACQUER: FET (SEDE/SCZ)



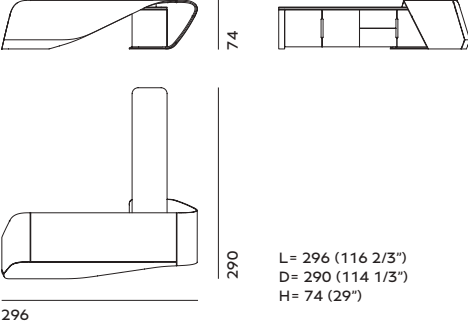
WILTON desk

DESIGN BY: FRANCESCO FORCELLINI

DESK
 VENEERED: BTV (37E)
 DEGRADÉ - METAL LACQUER: BTV (37E/SCZ)



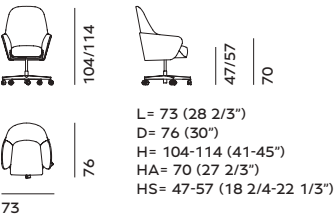
RIGHT OR LEFT DESK + SIDEBOARD
 VENEERED DESK + SIDEBOARD WITH LEATHER DRAWERS: BTV (33EMP)
 LEATHER DESK + SIDEBOARD WITH LEATHER DRAWERS: BTV (33PMP)
 DEGRADÉ - METAL LACQUER DESK WITH LEATHER SIDEBOARD: BTV (33MP/SCZ)



KINGSTON office armchair

DESIGN BY: CARLO COLOMBO

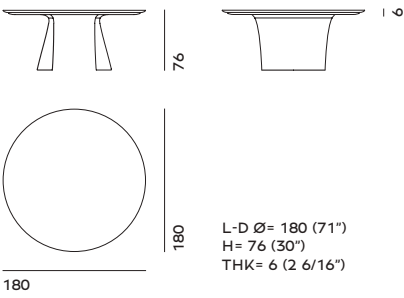
OFFICE ARMCHAIR: POB (22)
 VENEERED: POB (22E)



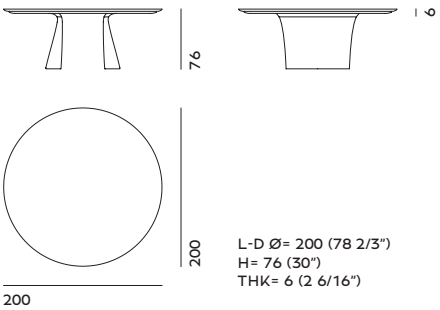
ALDFORD table

DESIGN BY: BENTLEY HOME TEAM

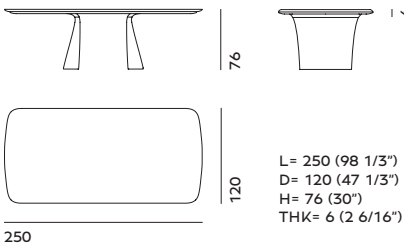
ROUND TABLE
VENEERED: BTV (32EE)
VENEERED TOP + DEGRADÉ - METAL LACQUER LEGS: BTV (32EE/SCZ)
VENEERED TOP + LEATHER LEGS: BTV (32EP)
MARBLE TOP + VENEERED LEGS: BTV (32ME)
MARBLE TOP + DEGRADÉ - METAL LACQUER LEGS: BTV (32ME/SCZ)
MARBLE TOP + LEATHER LEGS: BTV (32MP)



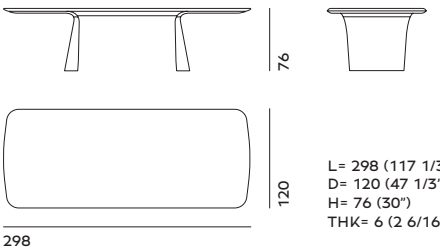
ROUND TABLE
VENEERED: BTV (30EE)
VENEERED TOP + DEGRADÉ - METAL LACQUER LEGS: BTV (30EE/SCZ)
VENEERED TOP + LEATHER LEGS: BTV (30EP)
MARBLE TOP + VENEERED LEGS: BTV (30ME)
MARBLE TOP + DEGRADÉ - METAL LACQUER LEGS: BTV (30ME/SCZ)
MARBLE TOP + LEATHER LEGS: BTV (30MP)



RECTANGULAR TABLE
VENEERED: BTV (31EE)
VENEERED TOP + DEGRADÉ - METAL LACQUER LEGS: BTV (31EE/SCZ)
VENEERED TOP + LEATHER LEGS: BTV (31EP)
MARBLE TOP + VENEERED LEGS: BTV (31ME)
MARBLE TOP + DEGRADÉ - METAL LACQUER LEGS: BTV (31ME/SCZ)
MARBLE TOP + LEATHER LEGS: BTV (31MP)



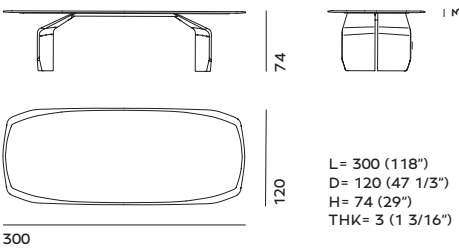
RECTANGULAR TABLE
VENEERED: BTV (29EE)
VENEERED TOP + DEGRADÉ - METAL LACQUER LEGS: BTV (29EE/SCZ)
VENEERED TOP + LEATHER LEGS: BTV (29EP)
MARBLE TOP + VENEERED LEGS: BTV (29ME)
MARBLE TOP + DEGRADÉ - METAL LACQUER LEGS: BTV (29ME/SCZ)
MARBLE TOP + LEATHER LEGS: BTV (29MP)



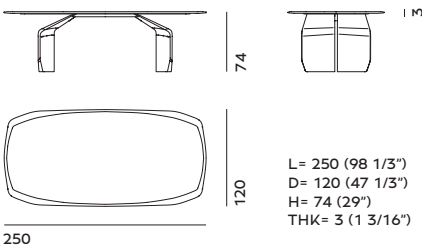
CAMDEN table

DESIGN BY: FEDERICO PERI

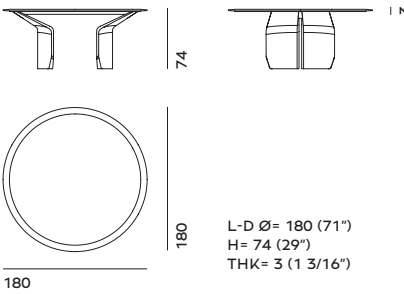
RECTANGULAR TABLE
VENEERED: BTV (34E)
VENEERED DEGRADÉ LACQUER: BTV (34E/SCZ)
LACQUERED LEGS + VENEERED TOP: BTV (34EL)
VENEERED DEGRADÉ LACQUER: BTV (34EL/SCZ)
LACQUERED LEGS + MARBLE TOP: BTV (34ML)
VENEERED LEGS + MARBLE TOP: BTV (34ME)



RECTANGULAR TABLE
VENEERED: BTV (36E)
VENEERED DEGRADÉ LACQUER: BTV (36E/SCZ)
LACQUERED LEGS + VENEERED TOP: BTV (36EL)
VENEERED DEGRADÉ LACQUER: BTV (36EL/SCZ)
LACQUERED LEGS + MARBLE TOP: BTV (36ML)
VENEERED LEGS + MARBLE TOP: BTV (36ME)



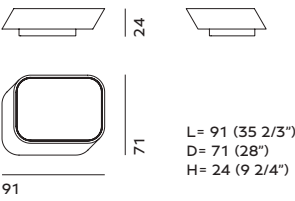
ROUND TABLE
VENEERED: BTV (35E)
VENEERED DEGRADÉ LACQUER: BTV (35E/SCZ)
LACQUERED LEGS + VENEERED TOP: BTV (35EL)
VENEERED DEGRADÉ LACQUER: BTV (35EL/SCZ)
LACQUERED LEGS + MARBLE TOP: BTV (35ML)
VENEERED LEGS + MARBLE TOP: BTV (35ME)



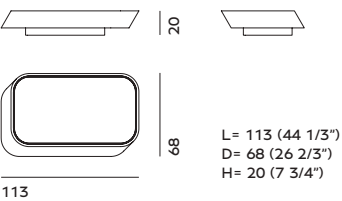
HELSTON coffee table

DESIGN BY: BENTLEY HOME TEAM

HIGH COFFEE TABLE: CTB (35P) - CTB (35M)
VENEERED: CTB (35E)
DEGRADÉ - METAL LACQUER: CTB (35E/SCZ)



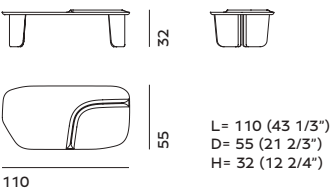
LOW COFFEE TABLE CTB: (36P) - CTB (36M)
VENEERED: CTB (36E)
DEGRADÉ - METAL LACQUER: CTB (36E/SCZ)



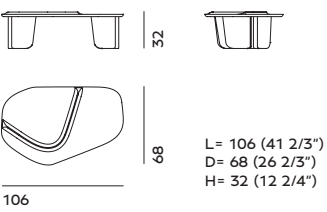
THAMES coffee table

DESIGN BY: FEDERICO PERI

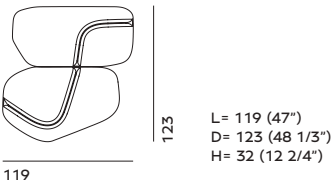
COFFEE TABLE
VENEERED: CTB (39E)
PAPER FACTOR®: CTB (39CA)



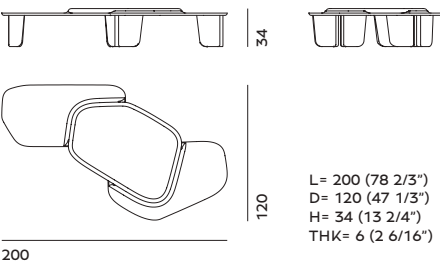
COFFEE TABLE
VENEERED: CTB (40E)
PAPER FACTOR®: CTB (40CA)



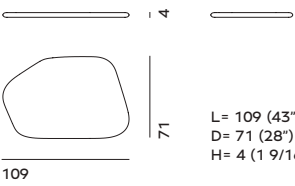
SECTIONAL COFFEE TABLE EXAMPLE
CTB (39CA) + CTB (40CA)



SECTIONAL COFFEE TABLE EXAMPLE
CTB (40E) + CTB (39E) + CTB (41L)



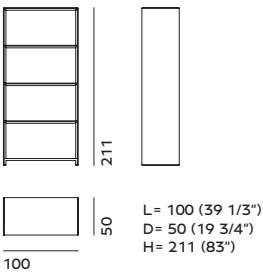
OPTIONAL TOP: CTB (41L)



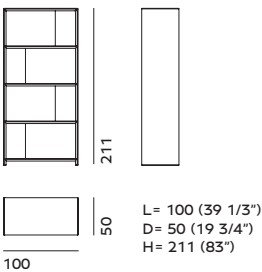
EASTWOOD bookshelf

DESIGN BY: CARLO COLOMBO

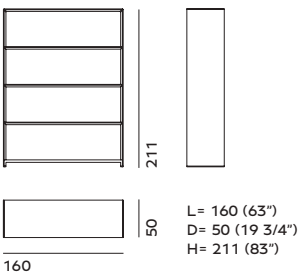
BOOKSHELF
LIQUIDAMBAR - SYCAMORE - BURR WALNUT + LEATHER FRAME: MDB (20)



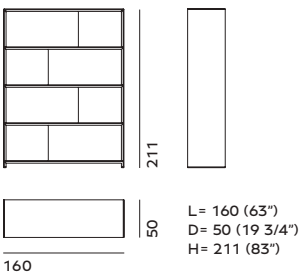
BOOKSHELF WITH OPTIONAL GLASS DIVIDERS
LIQUIDAMBAR - SYCAMORE - BURR WALNUT + LEATHER FRAME: MDB (20)



BOOKSHELF
LIQUIDAMBAR - SYCAMORE - BURR WALNUT + LEATHER FRAME: MDB (21)



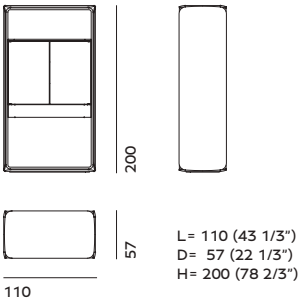
BOOKSHELF WITH OPTIONAL GLASS DIVIDERS
LIQUIDAMBAR - SYCAMORE - BURR WALNUT + LEATHER FRAME: MDB (21)



HAVERGATE tall cabinet

DESIGN BY: BENTLEY HOME TEAM

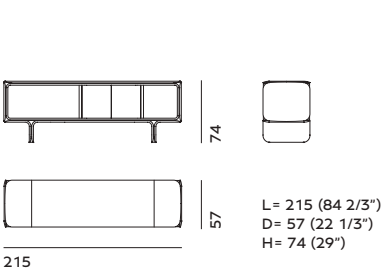
TALL CABINET
FREESTANDING VERSION: MDB (23PC)
VENEERED: MDB (23EC) - DEGRADÉ - METAL LACQUER FRAME: MDB (23EC/SCZ)
WALL VERSION: MDB (23PP)
VENEERED: MDB (23EP) - DEGRADÉ - METAL LACQUER FRAME: MDB (23EP/SCZ)



HAVERGATE sideboard

DESIGN BY: BENTLEY HOME TEAM

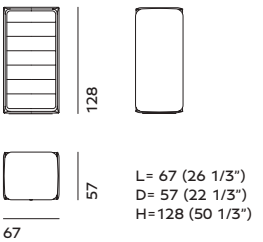
SIDEBOARD
FREESTANDING VERSION: MDB (22PC)
VENEERED: MDB (22EC) - DEGRADÉ - METAL LACQUER FRAME: MDB (22EC/SCZ)
WALL VERSION: MDB (22PP)
VENEERED: MDB (22EP) - DEGRADÉ - METAL LACQUER FRAME: MDB (22EP/SCZ)



HAVERGATE settimino

DESIGN BY: BENTLEY HOME TEAM

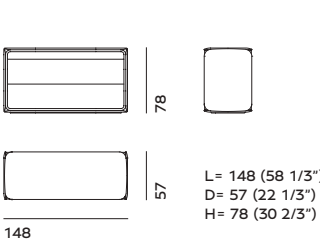
"SETTIMINO": CHEST OF DRAWERS
VENEERED: BMB (22EE) - BMB (22EP)
LEATHER: BMB (22PP)
DEGRADÉ - METAL LACQUER: BMB (22EE/SCZ) - BMB (22EP/SCZ)
MARBLE: BMB (22EM) - BMB (22PM)
DEGRADÉ - METAL LACQUER: BMB (22EM/SCZ)



HAVERGATE chest of drawers

DESIGN BY: BENTLEY HOME TEAM

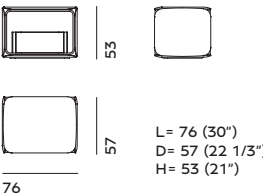
CHEST OF DRAWERS
VENEERED: BMB (21EE) - BMB (21EP)
LEATHER: BMB (21PP)
DEGRADÉ - METAL LACQUER: BMB (21EE/SCZ) - BMB (21EP/SCZ)
MARBLE: BMB (21EM) - BMB (21PM)
DEGRADÉ - METAL LACQUER: BMB (21EM/SCZ)



HAVERGATE bedside table

DESIGN BY: BENTLEY HOME TEAM

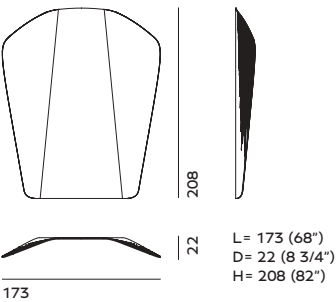
BEDSIDE TABLE
VENEERED: BCM (9EE) - DEGRADÉ - METAL LACQUER: BCM (9EE/SCZ)
VENEERED FRAME + MARBLE TOP: BCM (9EM)
DEGRADÉ - METAL LACQUER: BCM (9EM/SCZ)
VENEERED FRAME + LEATHER TOP: BCM (9EP)
DEGRADÉ - METAL LACQUER: BCM (9EP/SCZ)
LEATHER FRAME + LEATHER TOP: BCM (9PP)
LEATHER FRAME + MARBLE TOP: BCM (9PM)



STIRLING mirror

DESIGN BY: FRANCESCO FORCELLINI

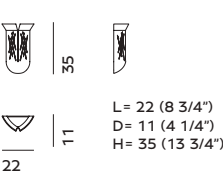
MIRROR: SPB (04)



RAMSEY lighting

DESIGN BY: BENTLEY HOME TEAM

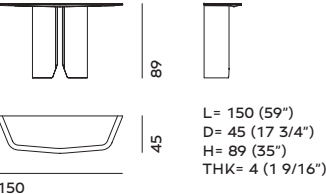
WALL LAMP: LMB (38)



DALSTON console

DESIGN BY: FEDERICO PERI

CONSOLE
VENEERED: COB (06E)
VENEERED DEGRADÉ LACQUER: COB (06E/SCZ)
MARBLE: COB (06M)



FLOOR LAMP: LMB (36)

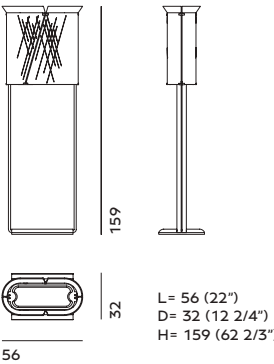
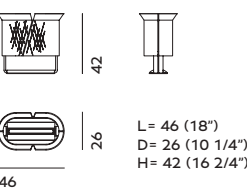
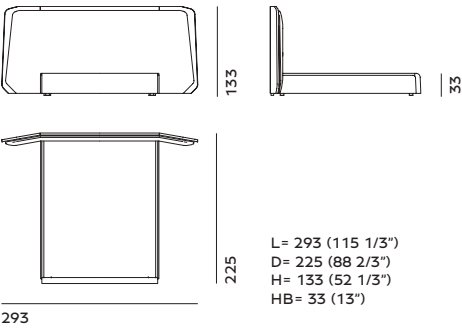


TABLE LAMP: LMB (37)

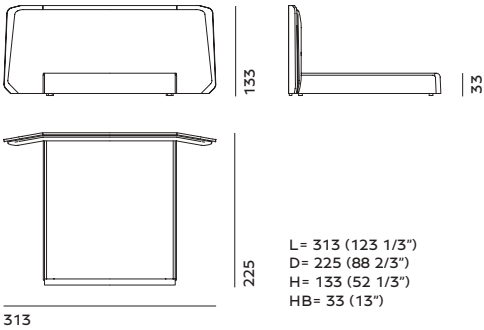


BRIXTON bed
DESIGN BY: BENTLEY HOME TEAM

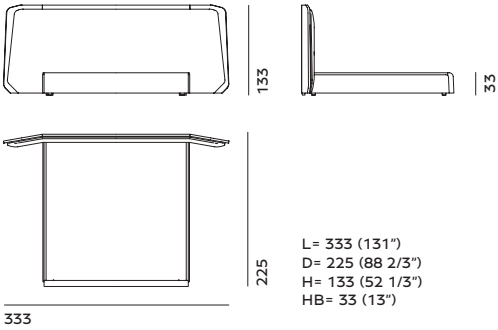
BED: PST (LE1)
FOR MATTRESS 165x200 (65x78 2/3")



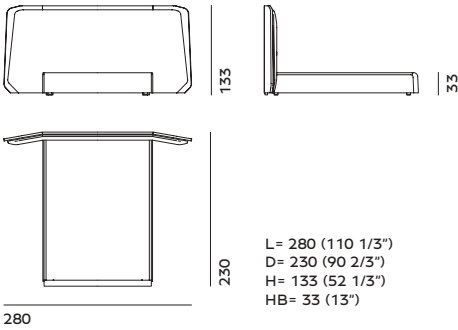
BED: PST (LE2)
FOR MATTRESS 185x200 (73x78 2/3")



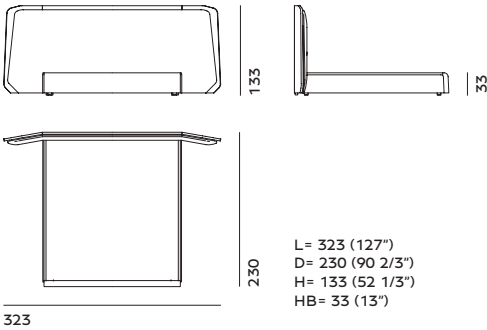
BED: PST (LE7)
FOR MATTRESS 200x200 (78 2/3x78 2/3")



BED: PST (QUSA)
FOR MATTRESS QUEEN USA 152x205 (60x80 2/3")

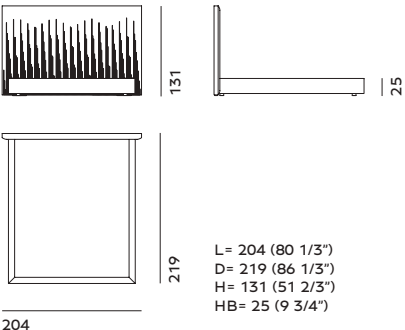


BED: PST (KUSA)
FOR MATTRESS KING USA 195x205 (76 2/3x80 2/3")

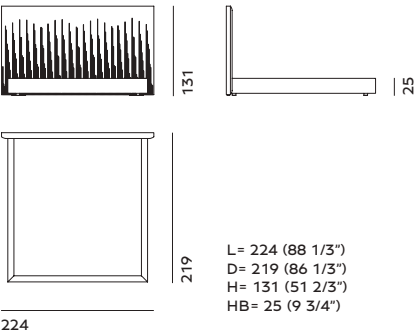


LANGPORT bed
DESIGN BY: CARLO COLOMBO

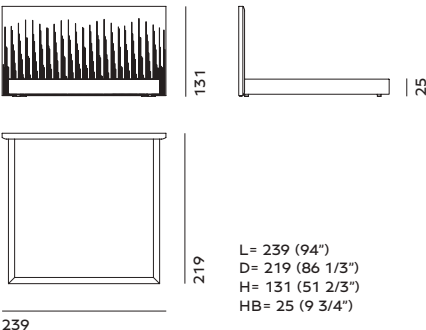
BED: ANG (LE1)
FOR MATTRESS 165x200 (65x78 2/3")



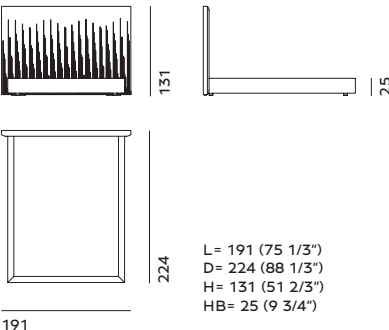
BED: ANG (LE2)
FOR MATTRESS 185x200 (73x78 2/3")



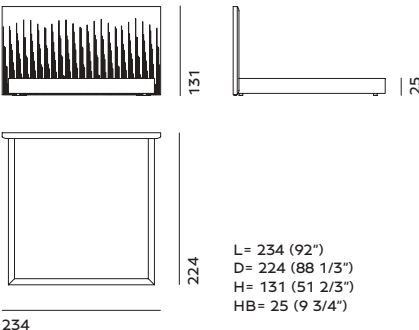
BED: ANG (LE7)
FOR MATTRESS 200x200 (78 2/3x78 2/3")



BED: ANG (QUSA)
FOR MATTRESS QUEEN USA 152x205 (60x80 2/3")

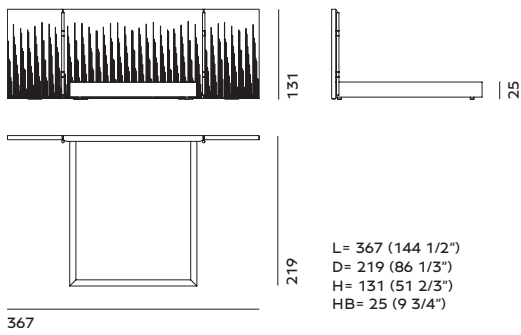


BED: ANG (KUSA)
FOR MATTRESS KING USA 195x205 (76 2/3x80 2/3")

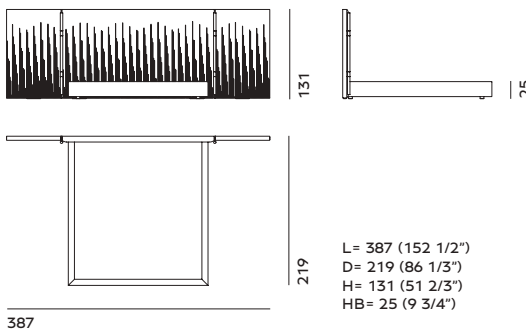


LANGPORT bed with optional
DESIGN BY: CARLO COLOMBO

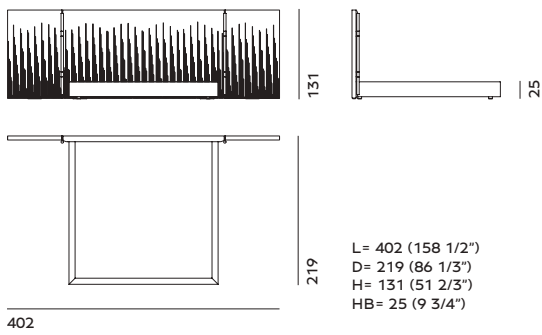
BED: ANG (LE1) + ANG (SPO)
FOR MATTRESS 165x200 (65x78 2/3")
LACQUERED: ANG (LE1) + ANG (SPOL)
VENEERED: ANG (LE1) + ANG (SPOE)
DEGRADÉ - METAL LACQUER: ANG (LE1) + ANG (SPOE/SCZ)



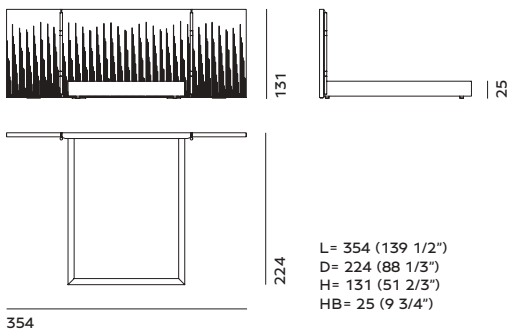
BED: ANG (LE2) + ANG (SPO)
FOR MATTRESS 185x200 (73x78 2/3")
LACQUERED: ANG (LE2) + ANG (SPOL)
VENEERED: ANG (LE2) + ANG (SPOE)
DEGRADÉ - METAL LACQUER: ANG (LE2) + ANG (SPOE/SCZ)



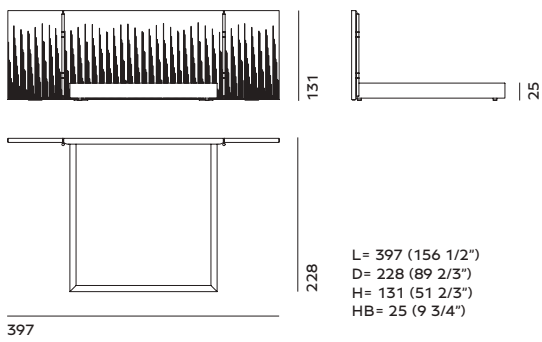
BED: ANG (LE7) + ANG (SPO)
FOR MATTRESS 200x200 (78 2/3x78 2/3")
LACQUERED: ANG (LE7) + ANG (SPOL)
VENEERED: ANG (LE7) + ANG (SPOE)
DEGRADÉ - METAL LACQUER: ANG (LE7) + ANG (SPOE/SCZ)



BED: ANG (QUSA) + ANG (SPO)
FOR MATTRESS QUEEN USA 152x205 (60x80 2/3")
LACQUERED: ANG (QUSA) + ANG (SPOL)
VENEERED: ANG (QUSA) + ANG (SPOE)
DEGRADÉ - METAL LACQUER: ANG (QUSA) + ANG (SPOE/SCZ)

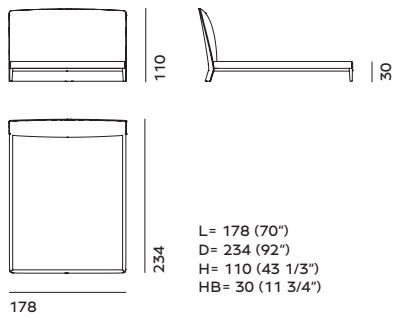


BED: ANG (KUSA) + ANG (SPO)
FOR MATTRESS KING USA 195x205 (76 2/3x80 2/3")
LACQUERED: ANG (KUSA) + ANG (SPOL)
VENEERED: ANG (KUSA) + ANG (SPOE)
DEGRADÉ - METAL LACQUER: ANG (KUSA) + ANG (SPOE/SCZ)

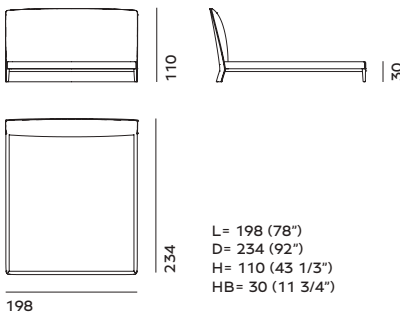


NEWENT bed
DESIGN BY: CARLO COLOMBO

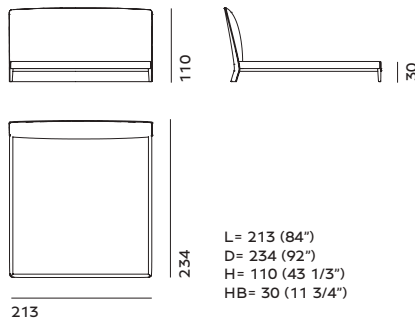
BED: NWE (LE1)
VENEERED: NWE (ELE1)
FOR MATTRESS 165x200 (65x78 2/3")



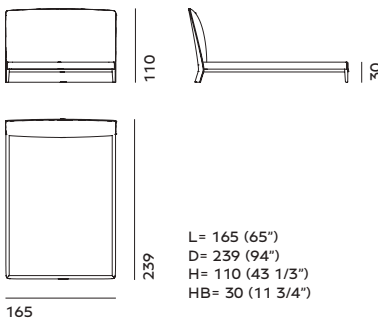
BED: NWE (LE2)
VENEERED: NWE (ELE2)
FOR MATTRESS 185x200 (73x78 2/3")



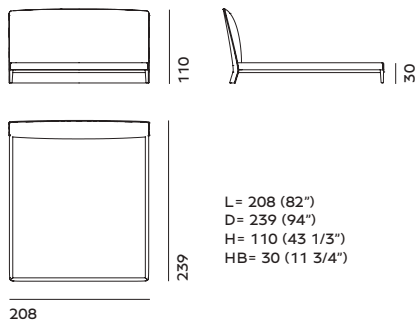
BED: NWE (LE7)
VENEERED: NWE (ELE7)
FOR MATTRESS 200x200 (78 2/3x78 2/3")



BED: NWE (QUSA)
VENEERED: NWE (EQUSA)
FOR MATTRESS QUEEN USA 152x205 (60x80 2/3")

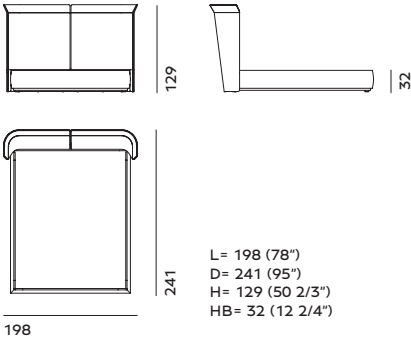


BED: NWE (KUSA)
VENEERED: NWE (EKUSA)
FOR MATTRESS KING USA 195x205 (76 2/3x80 2/3")

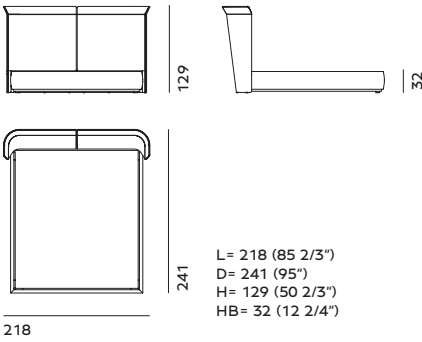


RAMSEY bed
 DESIGN BY: CARLO COLOMBO

BED: FET (LE1)
 VENEERED: FET (LE1E)
 FOR MATTRESS 165x200 (65x78 2/3")

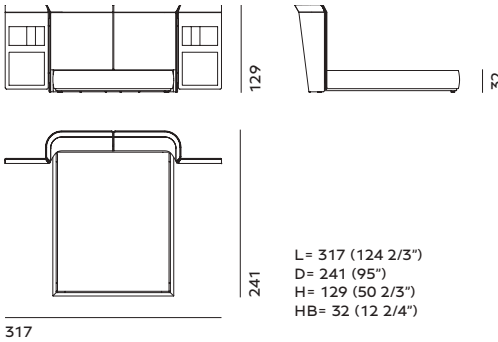


BED: FET (LE2)
 VENEERED: FET (LE2E)
 FOR MATTRESS 185x200 (73x78 2/3")

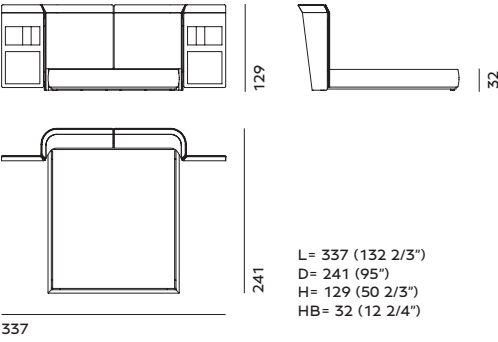


RAMSEY bed with optional

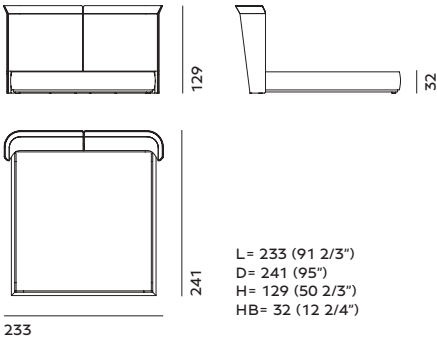
BED: FET (LE1) + FET (SPO)
 VENEERED: FET (LE1E) + FET (SPOE)
 FOR MATTRESS 165x200 (65x78 2/3")



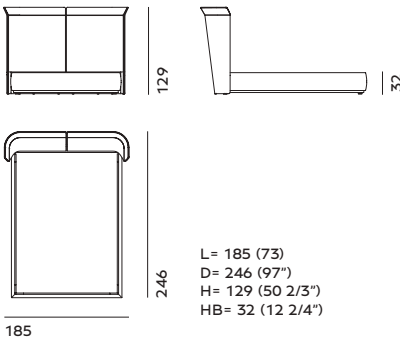
BED: FET (LE2) + FET (SPO)
 VENEERED: FET (LE2E) + FET (SPOE)
 FOR MATTRESS 185x200 (73x78 2/3")



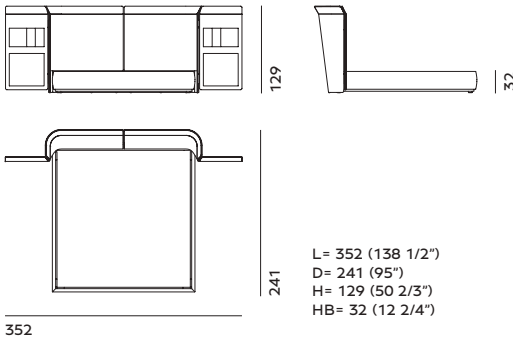
BED: FET (LE7)
 VENEERED: FET (LE7E)
 FOR MATTRESS 200x200 (78 2/3x78 2/3")



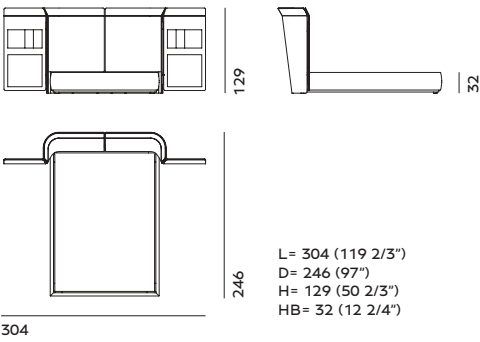
BED: FET (QUSA)
 VENEERED: FET (QUSAE)
 FOR MATTRESS QUEEN USA: 152x205 (60x80 2/3")



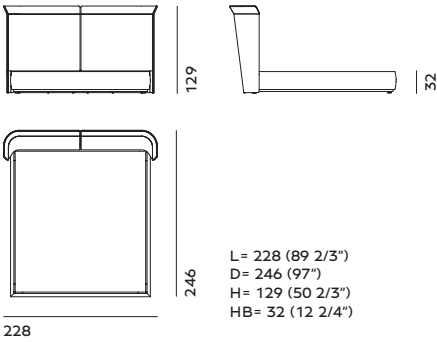
BED: FET (LE7) + FET (SPO)
 VENEERED: FET (LE7E) + FET (SPOE)
 FOR MATTRESS 200x200 (78 2/3x78 2/3")



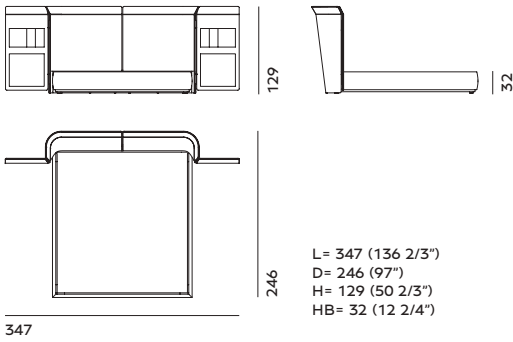
BED: FET (QUSA) + FET (SPO)
 VENEERED: FET (QUSAE) + FET (SPOE)
 FOR MATTRESS QUEEN USA: 152x205 (60x80 2/3")



BED: FET (KUSA)
 VENEERED: FET (KUSAE)
 FOR MATTRESS KING USA: 195x205 (76 2/3x80 2/3")

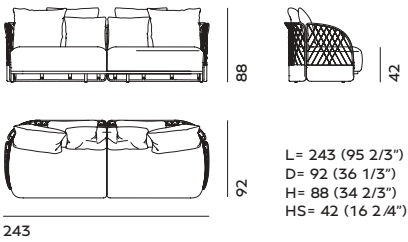


BED: FET (KUSA) + FET (SPO)
 VENEERED: FET (KUSAE) + FET (SPOE)
 FOR MATTRESS KING USA: 195x205 (76 2/3x80 2/3")



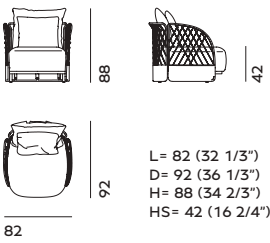
SOLSTICE sofa
DESIGN BY: CARLO COLOMBO

3 SEATER SOFA: DBO (D3)



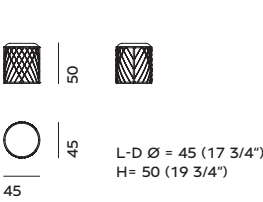
SOLSTICE armchair
DESIGN BY: CARLO COLOMBO

ARMCHAIR: DBO (POL)



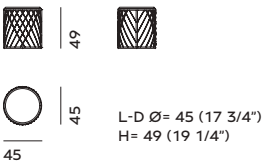
SOLSTICE ottoman
DESIGN BY: CARLO COLOMBO

OTTOMAN: BPU (06)



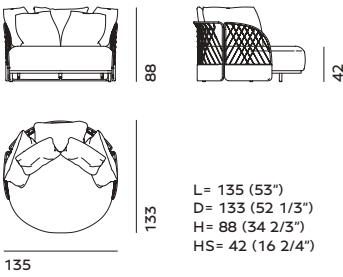
SOLSTICE coffee and side tables
DESIGN BY: CARLO COLOMBO

SIDE TABLE: CTB (37M)



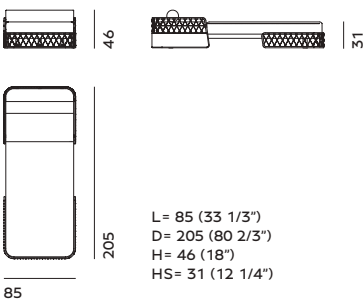
SOLSTICE loveseat
DESIGN BY: CARLO COLOMBO

LOVESEAT: DBO (LS)

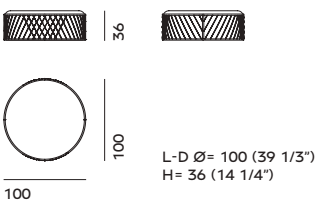


SOLSTICE sunbed
DESIGN BY: CARLO COLOMBO

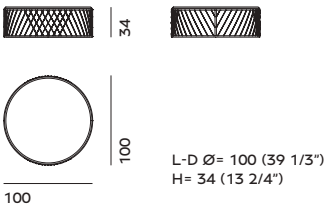
SUNBED: DBO (LET)



BIG OTTOMAN: BPU (07)

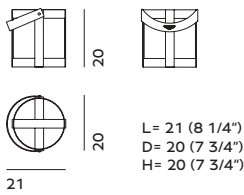
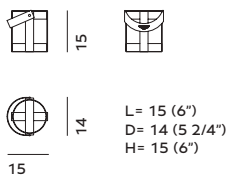
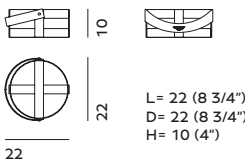


COFFEE TABLE: CTB (38M)



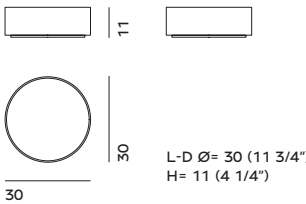
LANTERN vase
DESIGN BY: BENTLEY HOME TEAM

LANTERN
VASES SET: VAB (22)

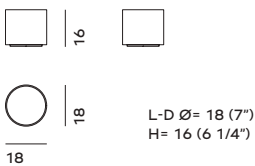


ETON vase
DESIGN BY: GUMDESIGN AND BENTLEY HOME TEAM

VASE
MARBLE: VAB (21)

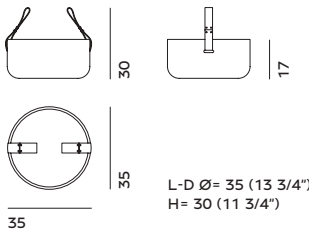
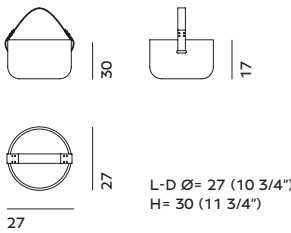


VASE
MARBLE: VAB (20)



MARBLE BASKET vase
DESIGN BY: GUMDESIGN AND BENTLEY HOME TEAM

VASE
2 VASES SET: VAB (19)



MARBLE WAVES vase
DESIGN BY: GUMDESIGN AND BENTLEY HOME TEAM

VASE
MARBLE: VAB (18)

